

Model CGUII, CGFU



PRO Cast

Submersible Grinder Pump

EBARA International Corporation Standard Pump Division

Submersible Grinder Pump

Features

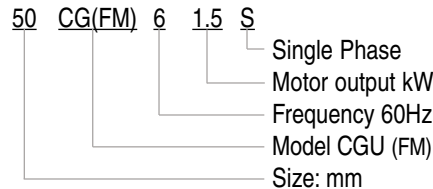
- **Heavy duty high chrome iron grinder system** - powerful blades reduce solids size for smooth, non-clogging flow
- **Reversible grinder ring** provides longer service life and less maintenance
- **Air filled, Class F insulated, heavy duty motor, rated for 20 starts/hour**, dissipates heat easily, operates cooler with higher efficiencies; longer service life with lower operating costs
- **Built-in motor protection**; (CGUII models) protects motor against overheating, out-of-phase, single phasing, and no load; (CGFU models) provide overtemp and seal fail protection; saving money on costly motor replacement
- **Sealed cable entry system** prevents capillary action and protects against moisture; reduces maintenance costs
- **60,000 hour bearings** ensures long dependable operation; lower maintenance costs
- **Open vortex type recessed impeller**; vortex action prevents clogging and handles stringy material better vs moving pumpage through impeller vanes; provides durability, high reliability and lowers maintenance costs
- **400 series stainless steel shaft** provides high tensile strength as well as corrosion resistance, longer life and lower maintenance costs
- **Double mechanical seals-silicon carbide lower seals, carbon/ceramic upper** - hard faced upper and lower seals operate in an oil bath; providing longer service life and lower maintenance costs
- **Small and light weight portability**; easy to transport for temporary installations
- **Available for slide rail installations** provides ease of maintenance for small sump type installations

Specifications

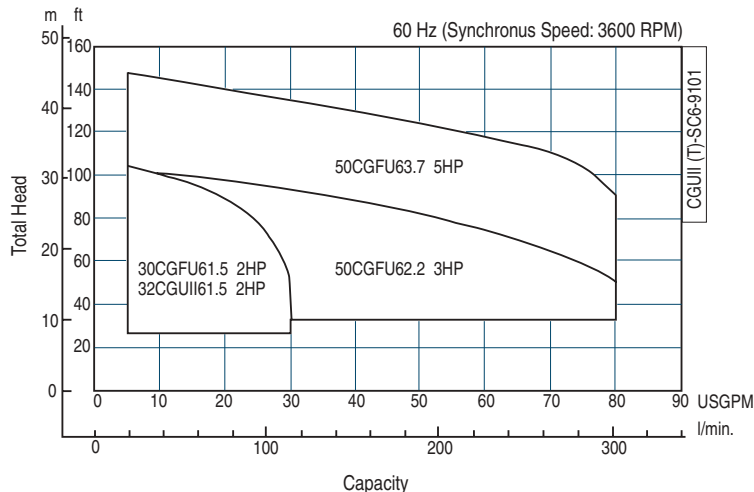
Range	Discharge Size	1 1/4, 2 inch	
	Horsepower	2, 3, 5 HP	
Liquid	Type	Sewage	
	Maximum water temp.	104°F	
	Maximum pump submergence	65 ft	
Speed		3600 RPM	
Materials	Casing	Cast Iron	
	Impeller	Cast Iron	
	Shaft	403 Stainless Steel	
Construction Seal	Impeller type	Vortex - recessed, open	
	Bearing	Pre-lubricated ball bearing	
	Grinding mechanism	Rotating grinder impeller	
		Stationary cutting ring	
	Grinder impeller	High-chromium cast iron/HRC 60	
Stationary ring	High-chromium cast iron/HRC 60		
Motor	Type	Air filled submersible, 2 poles	
	Single phase	2, 3, 5 HP	
	Three phase	2, 3, 5 HP	
	Protection (CGUII)		Built-in overload protector- autocut
			¹ Built-in thermal & seal fail protection
		² FM Explosion Proof, Class 1, Div. 1, Groups C & D option	

1 Built-in seal fail protection, float switch, on CGFU model only
2 Available for CGFU models only

Model number

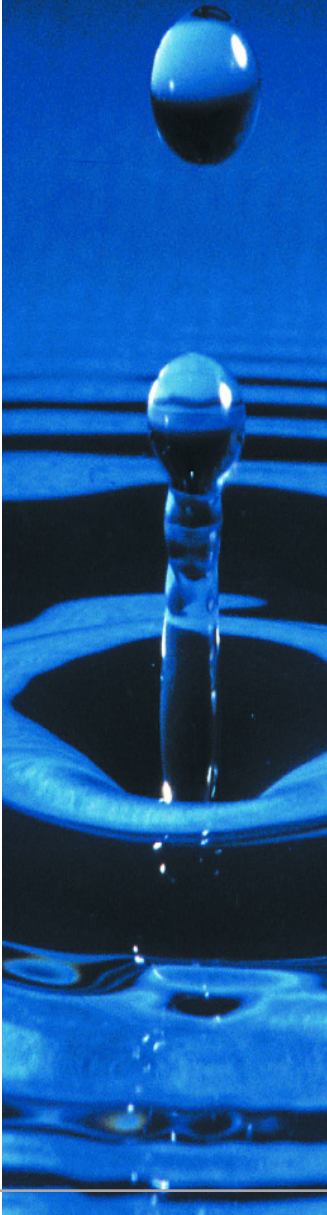


CGUII, CGFU selection chart



Applications

- drainage
- small scale sewage transfer systems



EBARA International Corporation

Standard Pump Division

1651 Cedar Line Drive • Rock Hill, SC 29730 • (t) 803 327 5005 • (f) 803 327 5097 • info@pumpsebara.com • www.pumpsebara.com

© 2000 EBARA International Corporation

EICCGU 0300